

Michael Rieneck

# SANTIAGO DE CUBA

Welcome to Santiago -- Cuba's second largest city. The chaotic streets hum with the sounds of bustling crowds and busy commerce. Cargo ships constantly arrive and depart from the port. Demand is continuous, if unpredictable, for a supply of local products such as exotic fruits, sugar, rum, tobacco, and cigars. Your business card says "broker", but in reality you're a shady wheeler-dealer who arranges deals with the locals and with corruptible officials to move goods and meet the demand of those ever-present cargo ships. Your ability to procure these goods is only as reliable as your "connections". If you are the best at seizing the ever-changing opportunities that arise and if you invest your limited money more wisely than your fellow brokers, you'll win. Supply and demand for goods is constantly changing, as are the locals and their locations. Each time you play you will face new tactical challenges in the vibrant Caribbean world that is **Santiago de Cuba**.

## Object of the game

The object of the game is to collect the most **victory points**. You get victory points by **delivering goods** to the ships, by using different **buildings**, or by visiting the **dancer**. You attain victory points in the form of victory point markers, which you collect **face down** in front of you.

## Components

1 game board

4 screens

12 building tiles



9 Cuban tiles



4 playing pieces



12 property markers



5 six-sided special dice



48 goods

each 8 x sugar cane (white)  
citrus fruit (orange)  
tobacco (green)  
rum (red)  
cigar (black)



8 x wood

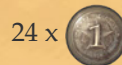


60 victory point markers

10 x

20 x

36 coins (pesos)



1 car



1 ship token



1 value marker



# Setup

Put the **game board** on the table.

- ① Shuffle the **12 building tiles** and distribute them **randomly** on the 12 building boxes on the outskirts. There must be one building beneath each flower symbol (3 yellow, 3 blue, 3 red, and 3 white).
- ② Shuffle the **9 Cuban tiles** and distribute them **randomly** on the 9 boxes in the center of the game board.

A street runs in front of the Cuban tiles. A car (used by all players) drives along this street in clockwise direction. The street has 10 stops: Each white star belongs to the adjacent Cuban. The yellow star belongs to the port.  
**Important:** The street is a **loop**. The next stop after the port is always the white star on the left with the arrow.




- ③ Put the **car** on the port space (the yellow star).
- ④ Put the **ship token** on the first space of the **ship's bar**.  
*This is the first of 7 ships that dock in port during the game.*
- ⑤ Put the **value marker** on the flag showing a "2".  
*This marker indicates the amount of victory points that you receive for each good you deliver to the ship. This may be 2, 3, or 4 victory points.*

- ⑥ Form separate supplies for the **coins** and for **each kind of good** (including wood) and put them next to the game board.
- ⑦ Sort the **victory point markers** according to their value and put them next to the game board.

Each player chooses a color. Put the corresponding **screen**, the **playing piece**, and the **3 property markers** in front of you.

Each player also receives starting capital of **3 pesos** and **2 victory points**. Furthermore, each player gets **1 sugar cane** (white), **1 tobacco** (green), and **1 citrus fruit** (orange). Put your goods and money behind your screen.

*Example: the red player receives:*





Determine a **starting player**.

The player to the right of the starting player takes the **5 dice** and rolls them. Then he chooses 4 of the 5 dice and places them, **as they were rolled**, onto the 4 die spaces of the large ship.

The dice represent the current ship's demand for goods. The color of each die matches the respective good.

Put the remaining die next to the game board. (This good will not be in demand, no matter what number it shows.)

Each die has one side with a "0" (no demand), two sides with a demand of "1", two sides with a demand of "2" and one side that shows the highest demand of "3". The exception is the orange die. It shows a "4" instead of the second "1".



## Playing the game

Beginning with the starting player, players take turns in clockwise player order.

Each turn consists of two elements:

**A.**  
Go by car to a Cuban  
or to the port

When it is your turn, you **must** move the car in a clockwise direction. You may move it any number of "star" spaces along the street. But only the first step to the next space is free. Each step beyond the first space costs **1 peso** each.

If you stop in front of a Cuban, you usually get goods, victory points, or money. In the port you trigger a general delivery round instead.

**B.**  
Use a building with  
your playing piece

After you go to a Cuban by car, you **must** move your playing piece to a building. The color of the flower on the Cuban tile shows which 3 buildings you can choose from. Buildings that are occupied by another playing piece cannot be visited. You **may** then use the function of that building. If you go to the port by car, you **cannot** use any building.



**Example:**

**A)** Martina goes by car from "Maria" to "Pedro". So she must pay 2 pesos.

**B)** The "Pedro" tile white flower indicates that Martina must now move her playing piece to a building beneath a white flower.



## A. Go by car to a Cuban or to the port

If you stop the car at a Cuban, you may immediately use his/her function.



**Pedro** - the tobacco merchant  
You get **2 tobacco** from the supply.



**Maria** - the dancer  
You get **2 victory points** from the supply.



**José** - the sugar cane farmer  
You get **2 sugar cane** from the supply.



**Martinez** - the musician  
You get **3 pesos** from the supply.



**Conchita** - the fruit merchant  
You get **2 citrus fruits** from the supply.



**El Zorro** - the pickpocket  
Each of the other players must **give you one of the following** (of their choice):

**1 peso**

**OR 1 of any good** (except wood)

**OR 1 victory point**



**Miguel** - the lumberjack  
You get **2 wood** from the supply.



**Pablo** - the fence  
You get **1 good of your choice** from the supply (not wood).

The flower on the “El Zorro” tile is transparent. After going to “El Zorro” by car, you **do not** move your playing piece to another building. Instead, your playing piece remains in place and you may use the function of that building again. If you go to “El Zorro” during the very first round, you cannot use any building.

**Note:** Goods are limited. There are only 8 of each good. If the supply is out of the good you would normally receive, then you go away empty-handed.



**Alonso** - the lawyer  
You may choose one of two options:

1. You may seize one building of your choice (that does not yet belong to a player) by putting one of your **property markers** in the upper left corner of the selected building. (Each player may seize a maximum of three buildings during the game.)

**OR**

2. You may use the function of a building that you already own (i.e., on which you have a property marker). It does not matter if the building is currently occupied by another player.

**Example:** Martina goes to the lawyer by car. Instead of seizing another building, she uses the bank that she seized on an earlier visit. That gives her 2 pesos. Since the flower on the lawyer tile is white, she must now visit a building beneath a white flower as usual and may use that building's function as well.

In addition, you get **1 victory point** from the supply each time **another** player visits a building that you own (see “Use a building with your playing piece”, p. 6).





## Port

If you stop the car at the port, you instantly trigger a delivery round, during which **all** players may deliver goods to the ship.

Starting with yourself and then continuing in clockwise player order, each player may deliver **one kind of good** (but never more than the ship currently demands). Return the delivered goods to the supply.

After each delivery, adjust the current demand by reducing the corresponding die value in the port by the delivered amount.

Anyone who delivers goods to the ship immediately receives victory points. Depending on the position of the blue value marker on the flags, each unit is worth 2, 3, or 4 victory points.

Anyone who does not want to deliver or is not able to deliver any goods must pass. This player is not allowed to re-enter the ongoing delivery round later.

Once the **demand is met** for all goods (all dice show a "0"), the delivery round ends. The ship departs and a new ship comes into port (see "A new ship", p. 8).

The delivery round ends as well, if all players have passed and the **demand has not fully been met**. In that case, the ship remains in port. Move the blue value marker one flag to the right. In this way, the amount of victory points per delivered good increases. If, however, the value marker moves from the "4" to the checkered flag, then the ship immediately leaves port, even though it is not yet full. A new ship then comes into port (see "A new ship", p. 8).



**Important:** After you move the car to the port, you are **not allowed to move your playing piece** to any building afterward. It remains and you may **not** use the function of that, or any other building.

**Also important:** Whenever the car passes (but does not stop on) the "star" space of the port, no goods are delivered. However, the amount of victory points per delivered good increases. Accordingly, move the value marker one flag to the right. (Again, if it is moved to the checkered flag, the ship departs.)

### Example: Delivery round



Peter goes to the port by car. He starts the delivery round and delivers 2 citrus fruits. Since the value marker is on the flag with the "3", Peter receives 6 victory points.



Now it is Martina's turn. She delivers 2 sugar cane and receives 6 victory points as well.



Since the demand for sugar cane is now exhausted, Philipp is not able to deliver his 2 sugar cane. Instead, he delivers 1 citrus fruit and receives 3 victory points for it. Wolf does not own any good he can deliver. So he is forced to pass.



Now it is Peter's turn again. He delivers 1 rum and receives another 3 victory points.



The ship still demands 1 citrus fruit. Since no player is able to deliver it (or does not want to), the delivery round ends and the value marker moves one flag to the right.

Should any player deliver this 1 last citrus fruit, then the demand would have been fully met and the ship would leave.

Then a new ship would come into port (see "A new ship", p. 8).





## The buildings



### Bank

You immediately get **2 pesos** from the supply.



### Church

You immediately get **1 victory point** from the supply.



### Distillery

You may immediately trade **any amount of sugar cane** into the supply in exchange for the same amount of **rum**.



### Cigar factory

You may immediately trade **any amount of tobacco** into the supply in exchange for the same amount of **cigars**.



### Black market

You may immediately trade **1 of any good** into the supply in exchange for 1 of any other good. (Wood may **not** be traded).



### Sawmill

You may immediately trade **1 wood** into the supply in exchange for **1 victory point** and **1 peso**.




### Café

You may immediately return **1 cigar** and/or **1 rum** to the supply. For each good you get **2 victory points**. (So you can receive up to 4 points when you return 1 cigar and 1 rum to the supply, but you are not allowed to give up more than 1 good of either kind.)



### Customs office

You may immediately turn **one die** of your choice on the ship to its "0" side.



### Casino

You may immediately convert **any number of pesos** into **victory points**, or vice versa.

For every 3 pesos you get 1 victory point.

For each victory point you give up, you get 3 pesos from the supply.



### Harbormaster's office

You may move the value marker either one flag to the right or one flag to the left. Thus, the amount of victory points per delivered good increases or decreases. If you move the value marker to the checkered flag, then the ship immediately leaves port and a new ship comes in (see "A new ship", p. 8). If the value marker is already on the leftmost flag with the "2", then it can only move to the right.



### Office

You may immediately deliver **1 good** that is in demand on the ship. You receive exactly **2 victory points** (regardless of which flag the value marker is on). You may not deliver wood.

Subsequently, adjust the demand by reducing the corresponding die value by 1.



### Newspaper publisher

You immediately get **1 peso**.

You may also flip one **Cuban tile** of your choice over and thus render it **inactive**.

On a later turn, the car may be moved to this Cuban, but neither the Cuban nor the function of a building may be used.

However, the inactive Cuban's "star" space may be skipped with the car according to the usual rules by paying the appropriate costs.

Once the car has passed the inactive Cuban, flip the tile back over to its front side again.

## A new ship

A ship immediately leaves port when:

1. its demand is fully met (all dice show a "0") OR
2. the value marker is moved to the checkered flag.

A new ship then comes into port. Therefore, move the **ship token 1 space** to the right on the ship's bar.



Each time a new ship comes into port, the value marker is automatically moved to the flag with the "2".



The demand of the new ship is determined by the player who **caused** the previous ship to leave. Depending on the situation, this may be the player who:

1. moved the car to the port and **triggered** a delivery round.
2. made the value marker move to the checkered flag by skipping the port with the car or by using the Harbormaster's office.
3. neutralized the final demand of the ship by using the Customs office.
4. met the final demand by using the Office.

The player determines the new demand **at the end of his turn** by taking the **5 dice** and rolling them. Then he chooses 4 of the 5 dice and places them, **as they were rolled**, onto the 4 die spaces of the large ship. The remaining die (this good will not be in demand) is put next to the game board.

## End of the game

The game ends immediately after the departure of the **7th ship**.

Each player removes his screen and may convert his remaining goods (including wood) into victory points: Players get **1 victory point** for every **3 goods** of any kind they return to the supply. Money is not worth any victory points. Players now count their victory point markers. Whoever collected the most victory points is the winner of the game.

In the case of a tie, the winner is the tied player who still has the most goods left.

If there is still a tie, the winner is the tied player who has the most money left.

### Did you know?

SANTIAGO DE CUBA has a big brother:



### CUBA

A game of cigars,  
rum & power

by Michael Rieneck  
and Stefan Stadler

More strategies, more buildings, more laws!

### Santiago de Cuba

**Author:** Michael Rieneck

**Illustrations:** Michael Menzel

**Rule book and layout:** Alfred Viktor Schulz

**Rule book revision:** Patrick Korner

**Copyright:** © 2011 eggertspiele GmbH & Co. KG,

Friedhofstr. 17, 21073 Hamburg, Germany

All rights reserved.

[www.eggertspiele.de](http://www.eggertspiele.de)

**Distribution:**

Pegasus Spiele GmbH,

Straßheimer Str. 2,

61169 Friedberg, Germany

[www.pegasus.de](http://www.pegasus.de)



Pegasus Spiele



eggertspiele